



LEON

120V PENDANTS

location:
DAMP

SPECIFICATIONS:

DESCRIPTION

Cord-hung pendant with teardrop shape glass diffuser and frosted-effect decor.

LAMPING

Standard: 60W Medium-based 120V, lamp not included. Dimmable with standard incandescent dimmer (not included).

LED: 9W Replaceable LED Lamp 120V, CL dimmable, 90+ CRI, 3000°K CCT, 800 lumens, 30,000 hours, lamp included.

DIFFUSER

Teardrop shade shall be of glass in Milky White and Milky White/Clear decors. 6" Dia. x 9.75" H

SUSPENSION

Cord-hung: 10' SVT-type cord, complete with 5" decorative sleeve at the socketholder. Jacket coordinates with metal finish. Plated stamped steel construction. Bronze or Satin Nickel. See next page for multi light options.

MOUNTING

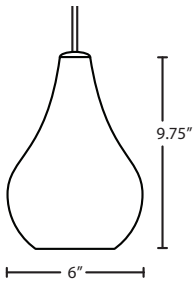
Installs directly to a 4" octagonal ceiling box. Suitable for sloped ceilings.

LABELS

UL or ETL Listed. Suitable for Damp Locations (interior use only). Consult factory concerning lower wattage labeling for energy requirements.



MILKY WHITE/CLEAR (LEONWC) & MILKY WHITE (LEONMW)



Project Information:

For ordering information, see next page

All dimensions provided are nominal.
Allowance must be made for dimensional tolerance in handcrafted glasses.


REV 5/19



ORDERING:

CONNECTION	GLASS OPTIONS	LAMP OPTIONS	METAL FINISH
Cord Fixtures	LEONMW Milky White	(blank) 60W A19	BR Bronze
1JC 1 Lt. Dome	LEONWC Milky White/Clear	LED 9W LED	SN Satin Nickel
1JT 1 Lt. Flat			
J For Multi light Canopy			

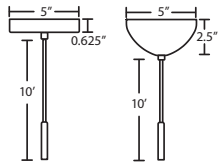
Ex. 1JT-LEONMW-LED-SN
Leon Pendant, Milky White Shade, Satin Nickel Finish



Multilight Canopies Available, see right

PENDANT OPTIONS:

1JT / 1JC / J MONOPOINT PENDANT CANOPY



- Flat (1JT) or Dome (1JC) Canopy styles. Dome style allows adjustment without cutting cord.
- "J" option is pendant less canopy for multipoint canopy (options to the right)
- Suitable for sloped ceilings
- Cord: 10' SVT, 5" sleeve at socketholder (V Series utilizes SJT-type)
- Bronze or Satin Nickel

ACCESSORIES:

LONGER CORD LENGTHS:

Longer cord length of 15' available. Add an "L" to the end of the item number, i.e. 1JC-169707-SNL.

LOW WATTAGE LABELING:

Incandescent fixture supplied with 16 watt relamp label. Add an "LW" to the end of the item number, i.e. 1JC-169707-SN-LW.

CORD SLEEVES:

If concealing the cord is desired, order our 0.25" dia. metal sleeves. Each sleeve is 18" long and may be field cut.

- T118-SN** Satin Nickel
- T118-BR** Bronze

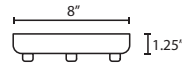
STEMHOOKS:

Suspension hooks allow cord drops to be placed wherever desired. Suitable for sloped ceilings.

- T103BR** Bronze
- T103SN** Satin Nickel

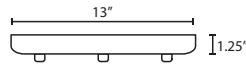
MULTIPOINT CANOPY OPTIONS:

T33X 3 LIGHT ROUND CANOPY



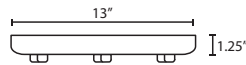
- Suitable for sloped ceilings
- Bronze or Satin Nickel
- 10" Dia. shades MAX, with staggered heights

T33XL 3 LIGHT LARGE ROUND CANOPY



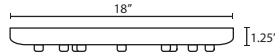
- Suitable for sloped ceilings
- Bronze or Satin Nickel
- 16" Dia. shades MAX, with staggered heights

T36X 6 LIGHT ROUND CANOPY



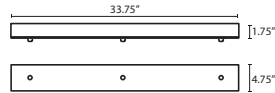
- Suitable for sloped ceilings
- Bronze or Satin Nickel
- 10" Dia. shades MAX, with staggered heights

T39X 9 LIGHT ROUND CANOPY



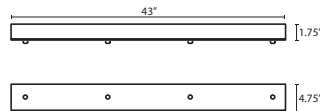
- Suitable for sloped ceilings
- Bronze or Satin Nickel
- 10" Dia. shades MAX, with staggered heights

T33V 3 LIGHT BAR CANOPY



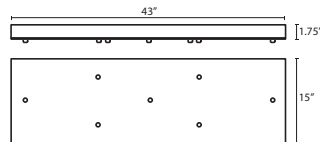
- Suitable for sloped ceilings
- Bronze or Satin Nickel
- 20" Dia. shades MAX, with staggered heights

T34V 4 LIGHT BAR CANOPY



- Suitable for sloped ceilings
- Bronze or Satin Nickel
- 20" Dia. shades MAX, with staggered heights

T37V 7 LIGHT BAR CANOPY



- Suitable for sloped ceilings
- Bronze or Satin Nickel
- 14" Dia. shades MAX, with staggered heights

HOW TO ORDER A MULTILIGHT FIXTURE

Order your canopy with the selected 120V multi light pendants (indicated by "B" or "J" prefix) for the complete fixture:

Example: 1x T33XL-SN (3 Light Large Round Canopy)

1x J-LEONMW-SN (Leon Pendant in Milky White)

1x J-LEONWC-SN (Leon Pendant in Milky White/Clear)

1x J-LEONMW-SN (Leon Pendant in Milky White)